

## CUSTOMER TECHNICAL MEMO # 232

**Subject: ALU-GARD EDGE Product Release**

**Date:** June 2015

Good Afternoon,

We are very pleased to advise the release of our brand new Security Door and Window design, the ALU-GARD EDGE wedge based system for ALU-GARD.

This new fully tested ALU-GARD system utilises a combination Wedge and Keeper, with a specially designed frame to eliminate the need to drill and rivet the perimeter of the frame to retain the mesh. This reduces fabrication time, improves the appearance of the system and increases the strength of the product.

There is stock on hand for the ALU-GARD EDGE system in Adelaide, Perth, Cairns and Townsville.

The system at this stage has three extrusions and a Wedge/Keeper as follows:

- ALU1 Door Frame
- ALU9 9mm Window Frame
- ALU11 11mm Window Frame
- ALUW1 Wedge/Keeper

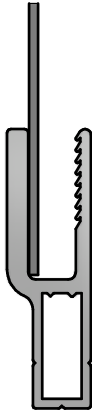
Please talk to your Area Manager or refer to your local Branch for further information.

Best Regards,

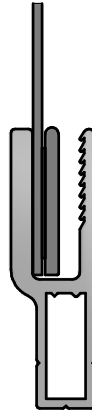
Barry Lunn

Sales & Marketing Director

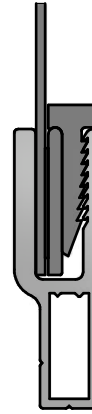
## ASSEMBLY DETAILS



**STEP 1:**  
Insert ALU-GARD  
sheet into frame

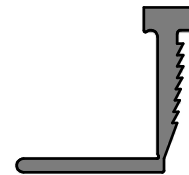


**STEP 2:**  
Insert keeper with the  
adhesive against the  
ALU-GARD Mesh

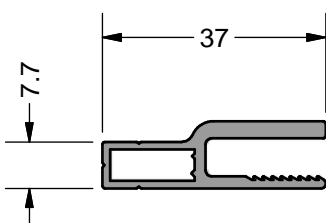


**STEP 3:**  
Drive in wedge  
between the  
keeper and frame

ALU-GARD SHEET SIZES	
PART#	DESCRIPTION
1408720	ALUGARD MESH 750 x 2000mm
1408724	ALUGARD MESH 750 x 2400mm
1408728	ALUGARD MESH 750 x 3000mm
1408721	ALUGARD MESH 900 x 2000mm
1408725	ALUGARD MESH 900 x 2400mm
1408729	ALUGARD MESH 900 x 3000mm
1408722	ALUGARD MESH 1200 x 2000mm
1408726	ALUGARD MESH 1200 x 2400mm
1408730	ALUGARD MESH 1200 x 3000mm
1408723	ALUGARD MESH 1500 x 2000mm
1408727	ALUGARD MESH 1500 x 2400mm
1408731	ALUGARD MESH 1500 x 3000mm

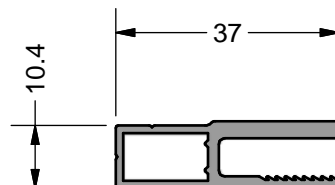


**ALUWK1**  
WEDGE/KEEPER  
1408717  
(both parts supplied together, must  
be separated upon installation)



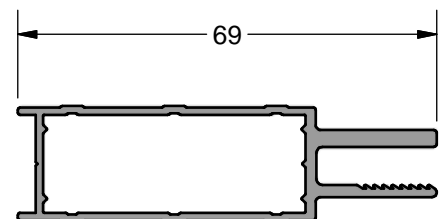
**ALU9**  
9mm Window Frame  
1408806

Corner: P13 1311237  
Mesh cut size = Frame size - 40



**ALU11**  
11mm Window Frame  
1408805

Corner: P5 1311226  
Mesh cut size = Frame size - 40



**ALU1**  
Door Frame  
1408719

Corner: P1 STD 1311201  
Corner: P2 HD 1311211  
Mesh cut size = Frame size - 105

# ALU-GARD EDGE

## SECURITY SCREENING SYSTEMS

ALU-GARD EDGE is the latest edition to the ALU-GARD range, the All-Aluminium security screening solution for Australian conditions. EDGE is a PVC pressure retention system that retains the ALU-GARD perforated aluminium sheet in an extruded aluminium frame.

ALU-GARD EDGE not only provides security, clarity of vision and strength, it is also corrosion resistant and looks great.





**7** year  
warranty

### ALU-GARD EDGE Design

ALU-GARD EDGE utilises a strong (1.6mm thick) aluminium sheet that is perforated and powder coated in Australia to exacting standards. The sheet is retained in a frame with our bespoke PVC pressure retention system. The resulting screen is strong, extremely resistant to corrosion and provides excellent clarity of vision.


### The Complete Range

ALSPEC now offers the complete range of screening systems from our top of the range INVISI-GARD Stainless Steel Security Screens, through to ALU-GARD, Federation Cast Panels, Diamond Grilles, one way vision mesh, fibreglass and aluminium insect screen and all the associated accessories.

For a history of great service and quality built products when considering an aluminium screen door system, there's only one place that has all the solutions - ALSPEC.

### Choice of Stylish Colours

With ALU-GARD products, matching the colour to existing door and window frames is not a problem. A full range of powder coated colours along with anodised finishes are readily available from your ALU-GARD dealer.



### Custom Built

All ALU-GARD products are custom built, made to measure to suit your exact requirements.

ALU-GARD EDGE Security Screens are suitable for a wide range of residential and commercial applications including the following:

- Hinged Doors
- Sliding Doors
- Security Window Screens
- Balustrade
- Fencing

All fixings are covered with an adaptor ensuring a smooth and clean finished product.

### ALU-GARD EDGE Test Performances

The ALSPEC ALU-GARD EDGE Screen Door System has been tested in an approved NATA test rig to Australian Standards AS5039-2008 for hinged security doors:

<b>Knife Shear Test AS5039-2008</b>	<b>PASS</b>
<b>Dynamic Impact Test AS5039-2008</b>	<b>PASS</b>
<b>Lock and Lever Hinge Test AS5039-2008</b>	<b>PASS</b>

Your local ALU-GARD EDGE Supplier:

Call 1300 ALSPEC (257732)

[www.alspec.com.au](http://www.alspec.com.au)

**alspec**  
ALUMINIUM SYSTEMS  
SPECIALISTS